

## Home Learning: Term 2 2019 - Tuakana Team

**\*\*During the term, check the News Flash for optional tasks which might interest YOU! Look out for “Challenge Central!”**

**\*Remember that your “Home” book is a good place for notices, home tasks and anything special you would like to share at school- perhaps a story, poem, photo, passion project.**

**We would LOVE to see some of your out-of-school projects!!**

### Religious Education....

#### Encountering Jesus

A great way for your whanau to be involved in our R.E focus is for you all to explore the Family Whanau resources online here-

<http://www.faithalive.org.nz/assets/Resources/Family-whanau-book.pdf>

**Our focus questions are:**

**Who is the Risen Christ?**

“We are the Easter people and Hallelujah is our song” John Paul II

What does the Easter story really mean for us as Christian, Catholic people?

**How does The Holy Spirit work in our lives and our Church?**

Look in particular for the sections on Jesus and the Holy Spirit. **Some wonderful ideas include:**

- pray together that each family member will hear the Holy Spirit prompting them to do the right thing and will give them mana, spiritual power and strength to act on it.

**Talk about:**

- a time you have given someone good advice and relate this to how the Holy Spirit prompts people to help others do the right thing –do what is tika
- a time you have given or responded to good advice and recognise that this is a sign of the Holy Spirit working through good people
- share ideas about the title of the Holy Spirit – the Spirit of Truth and emphasise the importance of telling the truth and talk about the consequences of not doing this.



## The cornerstones of learning...

### Explore.....Talk.....Read.....Write.....Think about Number

#### Explore...

How do plants grow?

What are optimal growing conditions?

Perhaps you could grow something to add to the family dinner- a herb such as parsley, or a vegetable such as spinach!

Can you find and cook a recipe which includes this crop? Take some photos to share!



#### Talk...

- Share your learning. You could explain the process of making a seed heart. Focus on clarity in instructions.
- You could tell you parents about one of the special events in which we are taking part this year:
  - Auckland Writers' Festival- Year 6s
  - Cross Country
  - Zoo trip
  - Water bugs
  - Learning about habitats and adaptations
- You could share the best parts of your day while you are eating dinner together!



#### Reading...

##### Read every day.

You can read to yourself or to someone else.

You can listen to a story. (Try <http://www.radionz.co.nz/collections/storytime-treasure-chest>)


Or <http://www.wcl.govt.nz/kids/downloads.html>

There are some wonderful choices here!

Build up your reading stamina!





It is important that you read for at least 15-30 minutes daily.

Perhaps you could promote one of Marist Knowledge Nest new books- Mrs Esther would love that!



## Write...

If you like competitions, keep your eye on <https://www.schoolforyoungwriters.org/competitions> as this page often has opportunities for writers. Don't forget to practise your spelling.

<b>LOOK</b> 	Look at the word. How many parts are there? What are the tricky bits? Can you find any spelling patterns?
<b>SAY</b> 	Say the word to yourself. Break the word into syllables. How many parts are there? What sounds can you hear?
<b>COVER</b> 	Cover up the word so you cannot see it. Picture the word in your mind.
<b>WRITE</b> 	Write down the word, remembering how it sounds and what it looks like.
<b>CHECK</b> 	Check to see if it is correct. Tick the letters you got correct. Write the word correctly if you made any mistakes.

## Numeracy...

**Daily practice of your times tables and fast facts.**

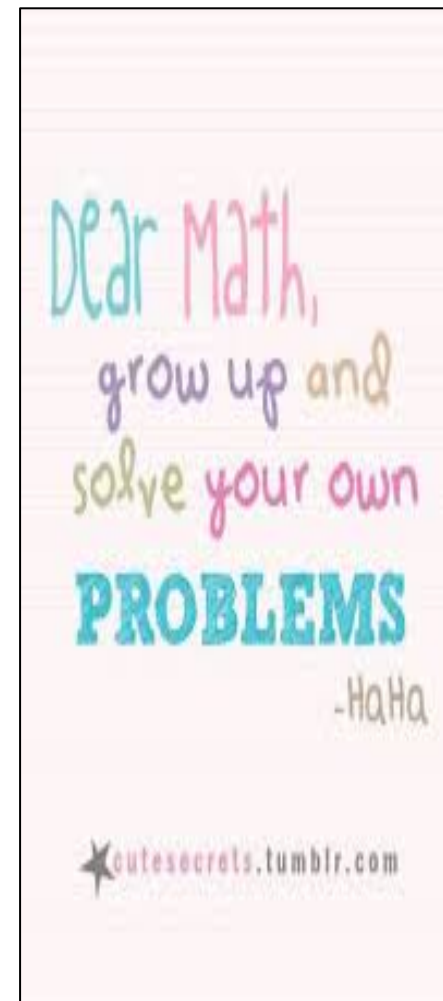
This site might be useful for practising:  
<https://www.timestables.co.nz/> (copy and paste)

If you and your family would like to find more, a good site to check is  
<https://nzmaths.co.nz/supporting-school-maths> (copy and paste)

This term we are exploring geometry and measurement.  
You might find these links useful. Pick and mix between them!

<https://www.mathsisfun.com/shape.html>

[Year 5 Geometry and Measurement](#)  
[Year 6 Geometry and Measurement](#)  
[Year 7 Geometry and Measurement](#)



# EXTRA

## EXTRA...

You might enjoy...

- <https://www.heihei.nz/config/browse/screen/home/> (you may have to copy and paste)
- [Science Adventures](#)